



KAPT SERIES PITOT TUBE

A Pitot Tube is used to measure a cars speed relative to the surrounding air. The assembly is made up of a pair of concentric tubes. The ellipsoidal nose cone at the tip has a small aperture in the end which is connected to the inner tube, while an annular ring of holes on the outer tube senses the static/surrounding air pressure.

By measuring the difference between the air pressure of the inner and outer tubes (please see KA Sensors KAP Differential Pressure Sensor), the speed of the vehicle can be sensed, measured and calculated.

The KAPT Pitot Tube is a KA designed and manufactured product that is ideally partnered with the KAP Differential Pressure Sensor. Individually or used together they offer a cost effective high performance solution for dynamic pressure measurements in demanding motorsport and on-vehicle automotive applications. They are ideal for high precision data acquisition or control systems.

Offering a high level of reliability and endurance the KAPT is protected against the high vibration, shock and high temperatures found in motorsport. The KAPT is also suitable for wet/wet installations.

The KAPT paired with the KAP are race proven and can be found in many race series around the world.

See the separate datasheet (KAP) for details of the Differential Pressure Sensor.

TECHNICAL SPECIFICATIONS

Material	316 Grade Stainless Steel
Outer/Static Tube	0.24" ID
Inner/Dynamic Tube	0.08" ID
Horizontal Length	4" Standard (Others Available)
Vertical Height	6" Standard (Others Available)
Ellipsoidal/Dynamic Aperture	0.04"
Annular/Static Aperture	4 x 0.04"
Dynamic Connection	4mm Barb Fitting
Static Connection	4mm Barb Fitting
Weight	1.2oz

PMC/KA Sensors adopts a continuous development program which sometimes necessitates specification changes without notice

Sensors For Motorsport


Features

- Stainless Steel
- Precision Engineered
- Custom Service
- Rugged Construction
- Works with KAP

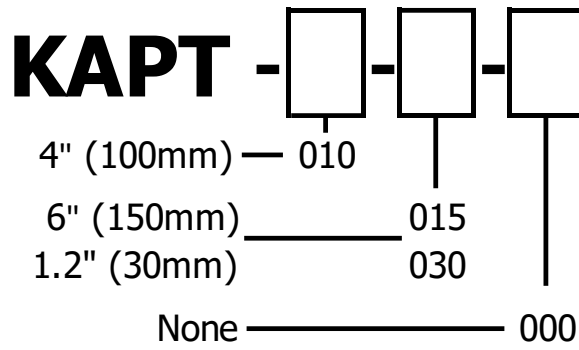
Applications

- Aerodynamics
- Air Speed

sales@pmc1.com
 www.kasensors.com
 Represented by:



PART NUMBER CONFIGURATOR



Horizontal Length

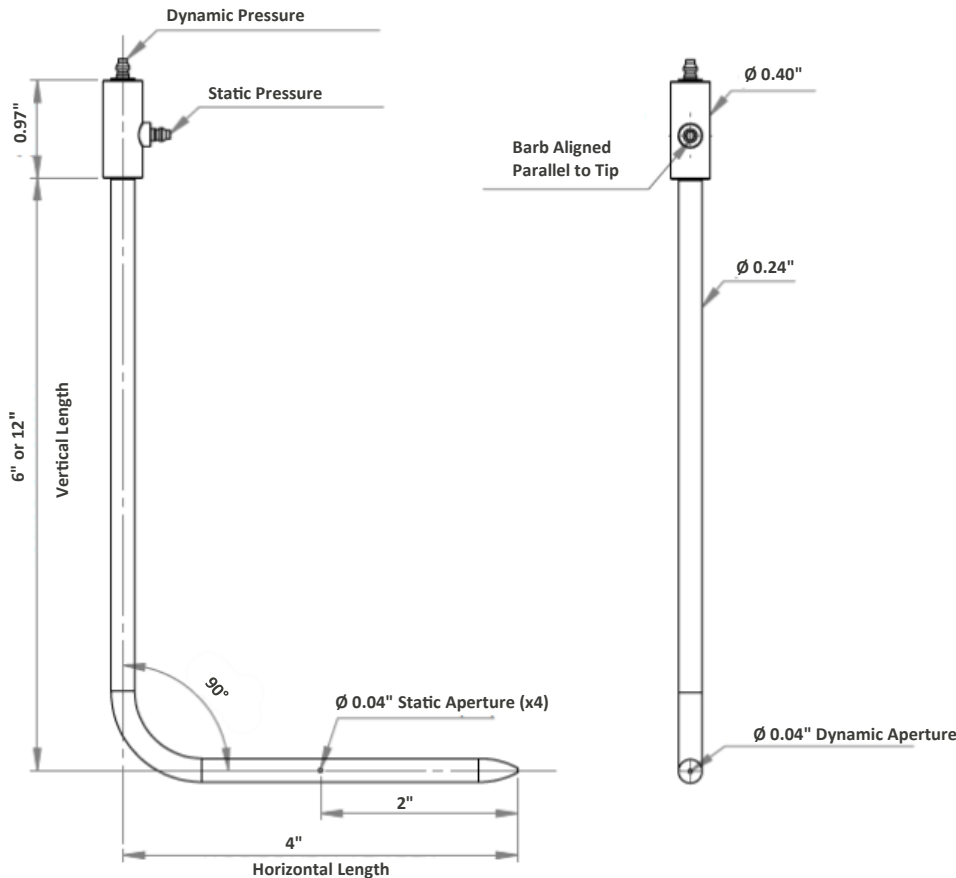
Vertical Height

Special Codes

The KA configuration tool is used to specify a standard KA Sensor, other options are available.

MECHANICAL DETAILS

Dimensions in inches



ELECTRICAL DETAILS

Static Connection	Dynamic connection
4mm Barb	4mm Barb

*Sense
Analyze
Control*

Sensors For:

- Temperature
- Acceleration
- Pressure
- Position
- Torque
- Speed
- Angle
- Force

Services For:

- Data Logging
- Telemetry
- Controls
- Wiring

Contact Us

KA Sensors
Division of
PMC Engineering LLC
11 Old Sugar Hollow Rd
Danbury, CT 06810
USA

Tel: 203-792-8686

Fax: 203-743-2051

sales@pmc1.com

www.kasensors.com